



**DEFENSE LOGISTICS AGENCY
HEADQUARTERS
8725 JOHN J. KINGMAN ROAD
FORT BELVOIR, VIRGINIA 22060-6221**

May 30, 2017

MEMORANDUM FOR SUPPLY PROCESS REVIEW COMMITTEE (PRC) MEMBERS

SUBJECT: Approved Defense Logistics Management Standards (DLMS) Change (ADC) 1214, New DLMS Implementation Convention (IC) 824W Disposal Turn-In Document (DTID) and Hazardous Material/Hazardous Waste Profile Sheet (HWPS) Validation and Associated Procedures (Supply)

The attached approved change to DLM 4000.25, Defense Logistics Management Standards, DLM 4000.25-1, Military Standard Requisitioning and Issue Procedures (MILSTRIP), and DLM 4000, 25-2 Military Standard Transaction Reporting and Accountability (MILSTRAP) is available for immediate implementation.

Addressees may direct questions to Ms. Ellen Hilert, DOD MILSTRIP Administrator, or Mr. Eric Flanagan, DOD MILSTRIP Alternate, 703-767-6295; DSN 427-6295, e-mail: DLMSSupply@dla.mil. Others must contact their designated PRC representative available at www.dlms.dla.mil/eLibrary/ServicePoints/allpoc.asp.

**HEIDI M. DAVEREDE
Program Manager
Enterprise Business Standards Office**

Attachment
As stated

cc:
ODASD (SCI)

ADC 1214
New DLMS Implementation Convention (IC) 824W Disposal Turn-In Document (DTID) and Hazardous Material/Hazardous Waste Profile Sheet (HWPS) Validation and Associated Procedures

1. ORIGINATING SERVICE/AGENCY AND POC INFORMATION:

a. **Technical POC:** Amber L. Gentry-Upston, DLA Information Operations, Amber.Gentry@dla.mil, 269-245-1592

b. **Functional POC:** Randolph Smith, DLA Disposition Services J-33, Randolph.J.Smith@dla.mil, 269-961-5898

2. FUNCTIONAL AREA:

a. **Primary/Secondary Functional Area:** Supply/Logistics

b. **Primary/Secondary Functional Process:** DLA Disposition Services Turn-Ins/Generator Communication (GenComm)

3. REFERENCES:

a. [ADC 416](#), Hazardous Material/Hazardous Waste (HM/HW) Profile Transaction, DLMS 996H, in Support of Reutilization Business Integration (RBI), dated October 25, 2011

b. [ADC 422](#), Revises DLMS Implementation Convention 856S, Shipment Status, in Support of Reutilization Business Integration (RBI), dated October 6, 2011

c. [ADC 1111](#), Revise Procedures for Intransit Control of Materiel Turned in to DLA Disposition Services and Establish Use of the DLMS 527R for a New Disposition Services Turn-In Receipt Acknowledgement (TRA) Transaction, dated August 27, 2014

d. [ADC 1131](#), Phase II Implementation of New DLMS 841W Hazardous Material/Hazardous Waste Profile (HWPS) and 856W Hazardous Material/Hazardous Waste (HM/HW) Shipment Status Implementation Conventions and Associated Procedures Supporting Turn-Ins to DLA Disposition Services, dated November 25, 2015

e. [DLM 4000.25](#), Defense Logistics Management Standards, Volume 2, dated June 13, 2012

f. [DTR 4500.9-R](#), Defense Transportation Regulation, Part II, Appendix L

g. [Federal Register](#), Volume 77, No. 58, Monday, March 26, 2012. Department of Labor Occupational Safety and Health Administration Hazard Communication

4. APPROVED CHANGE(S): Substantive updates subsequent to staffing are highlighted in green.

a. Brief Overview of Change:

(1) This change establishes the DLMS 824W Disposal Turn-in Document (DTID) and HWPS Validation transaction, which will replace the GenComm Standard Version 5.0 Log File that the DLA Distribution Standard System (DSS) sends back to the hazardous waste generator. The DLMS 824W will identify the waste profile sheet (WPS) and DTID numbers that processed along with the reject advice code for data content that is rejected.

(2) This change also revises the DLMS 856W HM/HW Shipment Status to change the length of the document number to 14 characters, instead of a minimum 14, maximum 15. The current 856W transaction combines the 1-character suffix code with the 14-character document number, which results in a 15-character field. However under DLMS, the character suffix is in a separate data element. This change will update the DLMS 856W to appropriately map the suffix code to a distinct position so that the two codes are separate.

b. Background:

(1) DLA Disposition Services is a worldwide presence within the Department of Defense, with disposal specialists in 16 countries, 2 U.S. territories, and 41 states. The DLA Disposition Services' mission is to execute disposition solutions for excess military property.

(2) ADC 416 established an interface through DAAS to convey HWPS electronically and shipment status information for shipments to DLA Disposition Service Field Offices (Reference 3.a.). The interchange accommodated the existing GenComm pipe-delimited and XML schema transaction formats. DAAS converted these transactions to a DLMS 996H Hazardous Material/Hazardous Waste Profile and DLMS 856S Shipment Status for routing to the applicable DLA Disposition Service Field Office. The DLMS 996H had limited functionality as it only served to wrap the pipe-delimited/XML formats into an Accredited Standards Committee (ASC) X12 Electronic Data Interchange (EDI) transaction. The DLA Disposition Services Field Offices had recently migrated to the DLMS compliant DLA Distribution Standard System (DSS), and chose the initial implementation for Phase I, in part, to minimize the impact to Component systems. ADC 416 documented the intent under Phase II to modernize the GenComm standard fully by implementing a more comprehensive set of DLMS transactions with the goal of eliminating data redundancies in the legacy file format and structuring the transaction to facilitate future enhancements to data content without being limited to a flat file format.

(3) ADC 422 documented additional enhancements to the DLMS 856S Shipment Status to accommodate the required DTID data content for HM/HW turn-ins (Reference 3.b.). ADC 422 also advised the Components of DLA Disposition Services intention to sunset the GenComm server and indicated Component systems should implement a direct interface with the Defense Automatic Addressing System (DAAS) (formerly Transaction Services) for the HM/HW turn-in shipment status and HWPS processes.

(4) The following ADCs incrementally established new DLMS transactions and procedures in support of the GenComm server retirement:

(a) ADC 1111 established the DLMS 527R Disposition Services Turn-in Receipt Acknowledgement (TRA) transaction (Reference 3.c).

(b) ADC 1131 documented the creation of the DLMS 841W HWPS to include the capability to transmit multiple profile sheets in one transaction. The DLMS 856W HM/HW Shipment Status supports documenting the DTID information associated with an HM/HW disposal turn-in; its functionality is similar to the DLMS 856S Shipment Status (MILSTRIP Legacy Documentation Identifier Code (DIC) AS3) (Reference 3.d).

(c) This ADC establishes the DLMS 824W DTID and HWPS Acceptance/Rejection and documents new procedures to use the DLMS 824R Reject Advice transaction to notify DLA Disposition Services Field Offices when transmitting a DLMS 824W to a system that is not DLMS-compliant.

(d) A future PDC will establish a DLMS 870W HM/HW Supply Status transaction to allow the DLA Disposition Services Field Offices to report status to the turn-in customer.

(5) Effective May 25, 2012, under Hazard Communication 2012, the Department of Labor's Occupational Safety and Health Administration modified its Hazard Communication Standard (HCS) to conform to the United Nation's Globally Harmonized System of Classification and Labeling of Chemicals (GHS). Modification to the standard includes a specified format for safety data sheets and renaming of the term Material Safety Data Sheets (MSDS) to Safety Data Sheet (SDS) to reflect the terminology of the GHS.

(6) Interoperability Issues Caused by a 15-character Document Number

(a) ADC 416 authorized the use of the 996H transaction to allow hazardous waste generators to upload a DD Form 1348-1, HWPS, and document number (used to indicate the DTID) into the GenComm server. The DLMS 996H contains a minimum 14, maximum 15-character document number. The 14/15 field length is based on the GenComm file format and equates to a document number (14) + suffix code (1) for a possible total of 15 characters. A suffix code is authorized in accordance with DLMS procedures (Reference 3.e.); however, it is a distinct data element and is not a part of the document number. The document number and suffix code can be difficult to distinguish if the suffix code immediately follows the document number; in some cases, information systems display the two codes as a 15-character block of data. The 14/15 length document number is problematic because it is not compatible with the standard 14-character document number format used throughout the rest of the DOD supply chain. DLMS procedures define the length of the document number as 14 characters (Reference 3.e.).

(b) The DLMS 996H was a temporary solution to give the Components time to modernize their systems to be able to accommodate a fully DLMS compliant solution and to implement a connection with DAAS. ADC 1131 established the DLMS 856W, which implements a DLMS-compliant solution for providing shipment status of HM/HW turn-ins. However, the DLMS 856W perpetuated the 15-character document number.

(c) This change revises the DLMS 856W to contain a 14-character document number. The DLMS 996H will be discontinued in the near future after the eventual retirement of the GenComm server and ADC 1131 implementation.

c. Approved Change in Detail:

(1) DLMS 824W DTID and HWPS Validation Transaction: This change establishes the DLMS 824W DTID and HWPS Validation transaction. This transaction will replace the functionality of the GenComm log file. The DLMS 824W will communicate acceptance or rejection of a DLMS 841W based on whether DSS successfully processes the HWPS or rejects it due to one or more data elements failing validation. The DLMS 824W will also be used to communicate the rejection of a DLMS 856W based on the validation of the DTID data elements. The DLMS 527R Turn-in Receipt Acknowledgment (TRA) will communicate the receipt of DTID materiel (Reference 3.c.).

(2) HWPS and DTID Validation Procedures

(a) Acceptance and Rejection of the HWPS

1. Upon receipt of a DLMS 841W, DSS will parse the HWPS information and store the individual records by waste profile number.

2. After processing the DLMS 841W, DSS will transmit a DLMS 824W containing both accepted and rejected waste profile numbers to the turn-in activity. The DLMS 824W will contain a separate Original Transaction Identification (OTI) loop for each waste profile number, identifying acceptance or rejection as applicable.

a. OTI01/Code IA (Item Accept) indicates that DSS has accepted the waste profile number.

b. OTI01/Code IR (Item Reject) indicates that DSS has rejected the waste profile number.

c. OTI02/Qualifier WPN indicates that the 824W contains a waste profile number.

3. If one or more HWPS records are invalid, the DLMS 824W will contain an HWPS reject code describing the reason for rejection.

4. Turn-in activities, upon receipt of a DLMS 824W with one or more rejected waste profile sheets, will review the HWPS, correct the invalid data element(s), and submit a new DLMS 841W referencing the original waste profile numbers that rejected.

5. Upon receipt of the new DLMS 841W from the turn-in activity, DSS will transmit a new DLMS 824W to communicate acceptance or rejection of the resubmitted waste profile sheets until all invalid data elements have been corrected.

(b) Rejection of the DTID

1. Upon receipt of a DLMS 856W HM/HW shipment status, DSS will parse the HM/HW turn-in information and store the individual records by DTID number.

2. DSS will convey acceptance of the DTID through the 527R Turn-in Receipt Acknowledgment (TRA) transaction as described in Reference 3.c.

3. If the DTID in the DLMS 856W contains one or more invalid data elements, DSS will transmit a DLMS 824W containing the rejected DTID numbers to the turn-in activity. The DLMS 824W will contain a separate OTI loop for each DTID number rejected.

a. OTI01/Code IR (Item Reject) indicates that DSS has rejected the DTID identified in OTI03.

b. OTI02/Qualifier TN indicates the DLMS 824W contains a DTID number.

4. If the DTID is invalid, DSS will transmit a DLMS 824W containing a DTID reject code describing the reason for rejection.

5. Turn-in activities, upon receipt of a DLMS 824W with rejected DTIDs, will correct the invalid data element(s) and submit a new DLMS 856W referencing the original DTID number rejected.

6. Upon receipt of the new DLMS 856W, DSS will validate the resubmitted DTID data elements. DSS will transmit additional DLMS 824W transactions with failed DTID numbers and associated reject advice codes to the turn-in activity until all data elements are valid.

(3) This change updates MILSTRAP Appendix 2.8, Reject Advice Codes to include D-Series and H-series codes for DTID and HWPS rejections respectively and DLMS Volume 2, Chapter 16 to include tables documenting DTID and HWPS data element formats along with the associated reject codes and definitions.

(4) DAAS Processing of the DLMS 824W

(a) DAAS will forward the DSS-generated 824W to the DoDAAC identified in Segment N101/Code HZ (Hazardous Waste Generator).

(b) If the turn-in activity is not capable of processing the DLMS 824W due to non-DLMS compliance, DAAS will terminate the transaction and transmit a DLMS 824R to DSS with Reject Advice Code HZ for HWPS rejections, and Reject Advice Code DZ for DTID rejections. Upon receipt of the DLMS 824R from DAAS, the DLA Disposition Services Field Office will communicate with the turn-in activity through alternative methods.

(5) DLMS 856W HM/HW Shipment Status Update: According to the current DAAS translation map for the DLMS 856W, when present, the 15th character of the document number represents the suffix code and is mapped to 2/REF04/1500. This DLMS change updates the field length of the document number conveyed in 2/REF01/1500 qualifier TN to a minimum and maximum of 14 characters (14/14). The W8 qualifier in the 2/REF04-01/1500 conveys the suffix code, and the actual 1-character code value will still be mapped to 2/REF04-02/1500.

d. Revisions to DLM 4000.25 Manuals:

(1) Update DLM 4000.25, Volume 2, Chapter 16. See Enclosure 2.

(2) Update DLM 4000.25-2, Appendix 2.8. See Enclosure 3.

(3) Add new DLMS 824W IC. See Enclosure 4.

e. Approved Transaction Flow:

(1) Component generating systems will transmit the DLMS 841W containing multiple waste profile sheets to DAAS, which will pass the transaction to the DLA DSS for processing by the field office designated in the transaction. DSS will parse the HWPS information into its database and use the DLMS 824W to convey acceptance or rejection of the DLMS 841W.

(2) Component generating systems will transmit a DLMS 856W Shipment Status to the receiving field office in advance of the physical turn-in of HM/HW. The 856W will contain the DTID number associated with the HM/HW shipment. If the shipment contains multiple DTIDs, the Component generating systems will transmit a separate 856W for each of the DTID. If the associated DTID fails validation, the field office will use the DLMS 824W to reject the HM/HW shipment status with the applicable status code.

(3) If the turn-in activity is not fully DLMS capable, DAAS will reject the DLMS 824W with a DLMS 824R to DSS citing Reject Advice Code DZ for DTID content rejections and HZ for HWPS rejections.

f. Alternatives: With the sunset of the GenComm server and the requirement for systems to become DLMS compliant, there are no other alternatives to generate and transmit these required data for HM/HW turn-ins to DLA Disposition Services.

5. REASON FOR CHANGE: This change implements a fully DLMS compliant solution for the HWPS and HM/HW shipment status for HM/HW turn-ins to DLA Disposition Services. The GenComm server will sunset and all future communications must go through DAAS for proper routing to the DLA Disposition Services Field Offices using DSS. The DLMS 996H, developed under ADC 416, was a temporary solution to provide the Components time to modernize their systems to accommodate a fully DLMS compliant solution and to establish a connection with DAAS.

6. ADVANTAGES AND DISADVANTAGES:

a. Advantages: The DLMS 824W solution implements a comparable capability to what was resident in the legacy GenComm version 5.0 feedback file. This will enable HM/HW customers to receive reporting status between the Field Office and Turn-In Customers.

b. Disadvantages: This change requires systems changes to DLA's DSS and Component generating systems.

7. ADDITIONAL COMMENTS TO CONSIDER: This DLMS change is the second of several future DLMS changes required to migrate the current GenComm server functionality to standard DLMS transactions using DAAS as the routing mechanism.

8. ADDITIONAL FUNCTIONAL REQUIREMENTS: This change will require the Components to establish a direct interface with DAAS and bypass the GenComm server. As a

result, Components should coordinate directly with DLA Disposition Services when they are ready to implement this DLMS Change.

9. ESTIMATED TIME LINE/IMPLEMENTATION TARGET: Staggered implementation is authorized. DSS is targeting implementation of the new transactions by Fiscal Year 2019; GenComm is targeted for sunset in FY19-20 pending full DLMS implementation by the Services. Component generating systems must complete implementation of this DLMS change by 2019.

10. ESTIMATED SAVINGS/COST AVOIDANCE ASSOCIATED WITH IMPLEMENTATION OF THIS CHANGE: This change will allow the retirement of the GenComm server and will leverage existing transaction routing/translation services at DAAS.

11. IMPACT:

a. **New DLMS Data Elements:** None

b. **Changes to DLMS Data Elements:** This change establishes new reject advice codes to notify the submitter of an HWPS or DTID that may have missing or invalid data elements. These codes are a subset of the Military Standard Transaction Reporting and Accountability Procedures (MILSTRAP) Reject Advice Codes in DLM 4000.25-2, Appendix 2.8.

c. **Automated Information Systems (AIS):**

(1) DOD Component systems generating HM/HW turn-ins need to accept the DLMS 824W. During development, Component systems must pay special attention to the business rules identified in this DLMS change to include special mapping conversions between legacy GenComm data requirements and X12.

(2) Integrated Data Environment – Global Transportation Network Convergence (IGC) should treat the DLMS 856W like a normal shipment status transaction for purposes of in transit visibility.

(3) DSS will require a system change to properly map and process the following information within the DLMS 824W DTID and HWPS Validation transaction:

- Sender Internal Control Number (ICN)
- HWPS Number
- HWPS Reject Code
- DTID Number
- DTID Reject Code
- DTID Reject Data Element
- Generator Data

d. **Defense Automatic Addressing System (DAAS):**

(1) Upon the request of a Component generating system implementing this DLMS change, DAAS must negotiate the required agreements and security protocols to enable connection to DAAS for purposes of transacting the DLMS 824W. Future DLMS changes will document additional transactions sent to generating systems.

(2) There are no MILSTRIP legacy DIC equivalents for the DLMS 824W. The DLMS 824W is similar to the DLMS 824R, but the data content is modified to accommodate unique procedures associated with HM/HW requirements.

(3) System changes are required to allow DAAS to determine whether the generating system is capable of receiving DLMS data. If the generating system is not DLMS-compliant, a DLMS 824R will be created and transmitted to the system sending the DLMS 824W.

(4) Updates to the DAAS translation mapping table for the DLMS 856W are required. See Enclosure 5.

e. **Non-DLM 4000.25 Series Publications:** Components should update local procedures as necessary to align with this DLMS change. DLA Disposition Services should update internal procedures, DOD 4160.21-M Defense Materiel Disposition Manual, and other guidance as applicable.

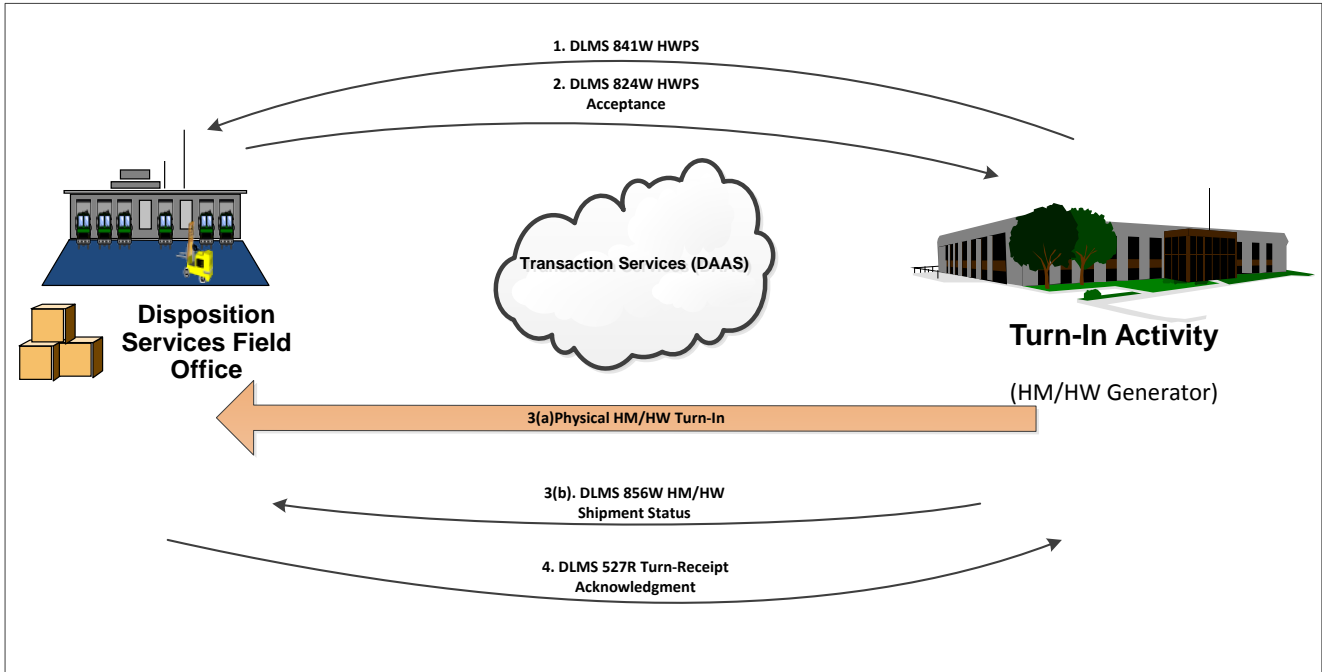
12. PDC 1214 Response Table:

Component	Component Responses Received	DLMSO Response
Air Force	Concur without comment.	Noted.
Army	No response received.	N/A
DLA	Concur without comment.	Noted.
USMC	Concur without comment.	Noted.
Navy	Concur without comment.	Noted.
DAAS	Concur without comment.	Noted.
USTRANSCOM	Concur without comment.	Noted.

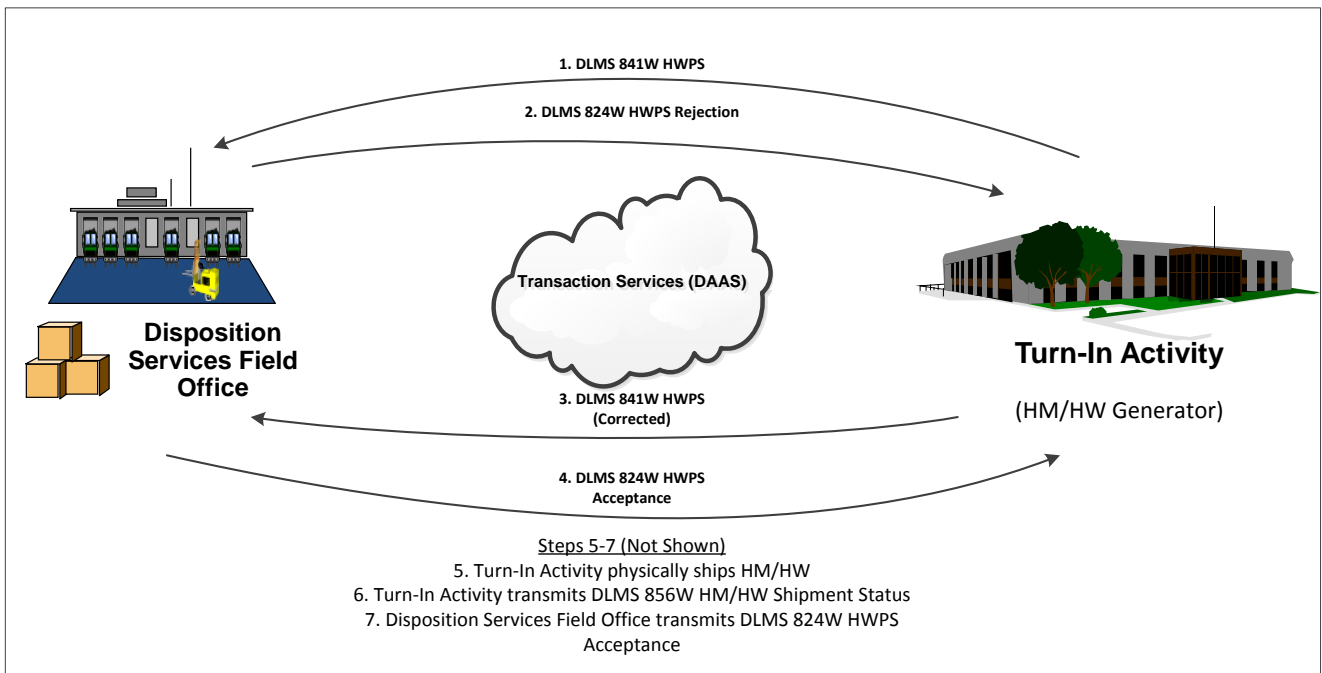
Enclosure 1

HWPS Acceptance/Rejection and DTID Validation Process Flows

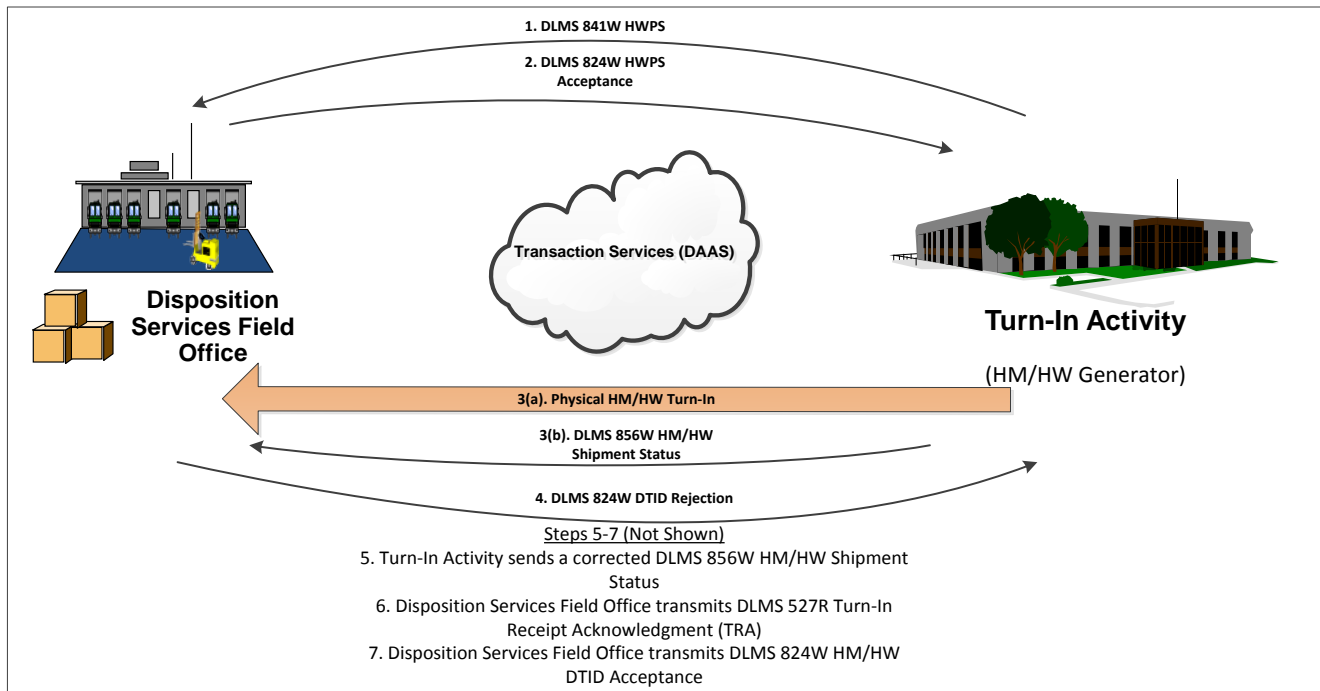
HWPS Acceptance Scenario



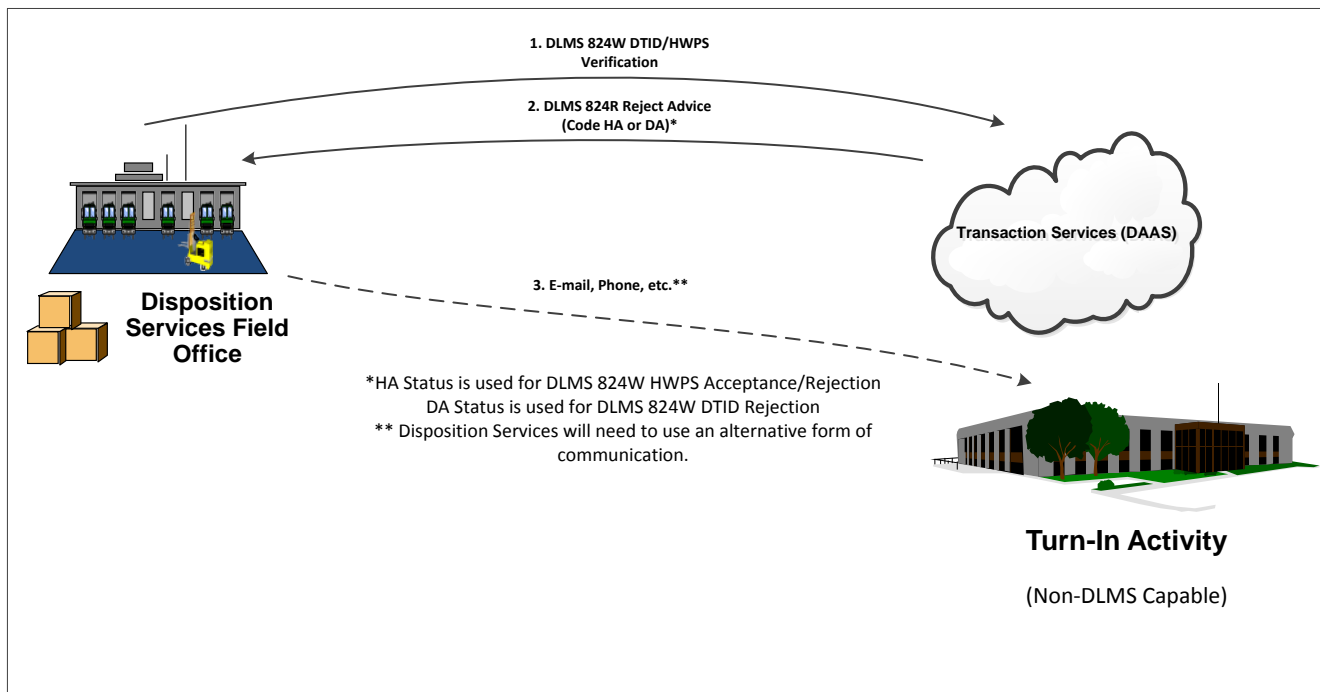
HWPS Rejection Scenario



HM/HW DTID Rejection Scenario



Turn-In Activity Cannot Process DLMS 824W Scenario



Enclosure 2

DLM 4000.25 Volume 2, Chapter 16 Updates

This change updates the following paragraphs as indicated, showing insertions in *red, bold, italics* and deletions in ~~double strikethrough~~.

C16.5. DOCUMENTATION REQUIRED FOR SHIPMENTS TO DLA DISPOSITION SERVICES

[Intervening paragraphs intentionally omitted]

C16.5.2.1. Shipment Status. The DLA Disposition Services Field Offices will use the DLMS 856W to electronically capture and validate information about inbound HM/HW property from a customer that is shipping property to a DLA Disposition Services Field Office prior to physical receipt. The information contained within the transaction is used by DLA Disposition Services Field Offices to schedule inbound shipments and to match the inbound shipment to a Hazardous Waste Profile Sheet (HWPS). In addition to data requirements for shipment status of non-hazardous materials, shipment status for HW/HM will add the following: DTID number or DTID number and suffix number, HWPS number, disposal authority code, disposition services indicator code, item nomenclature, SCC, special materiel identification code, materiel management aggregation code, and DEMIL code. This additional information will assist the DLA Disposition Services Field Offices with the receipt, inspection, and materiel identification of the HM/HW turn-ins. The DLMS 856S/legacy DIC AS3 should not be transmitted when the 856W is provided. See DLA Disposition Services Instruction 4160.14, "Operating Instructions for Disposition Management," for appropriate code value lists.

C16.5.2.1.1. HM/HW DTID Validation. DSS will validate the DTID content contained in the DLMS 856W to check for missing or invalid data elements. If the DTID contains one or more erroneous data elements, DSS will transmit a DLMS 824W containing the rejected DTID number and reject advice code to the generating activity. Generating activities will resubmit corrected DTID content in a new DLMS 841W citing the original DTID number. Table C16.T1. identifies the HM/HW DTID Reject Advice Codes.

The following codes are used in defining record formats:

- *Mandatory (M)*
- *Optional (O)*
- *Alpha (A)*
- *Numeric (N)*
- *Alpha/Numeric (A/N)*

Table C16.T1. HM/HW DTID Reject Advice Codes, Reason for Reject, and Definitions

<i>M/O</i>	<i>Field Name</i>	<i>A, N, or A/N</i>	<i>Field Length (Min/Max)</i>	<i>Reject Code</i>	<i>Reason for Reject</i>	<i>Reject Definition</i>
<i>M</i>	<i>Federal Supply Class</i>	<i>N</i>	<i>4</i>	<i>DA</i>	<i>Erroneous Value if FSC is Missing/Invalid</i>	<i>FSC Missing/Invalid. Mandatory if DTID is used.</i>

Table C16.T1. HM/HW DTID Reject Advice Codes, Reason for Reject, and Definitions

<i>M/O</i>	<i>Field Name</i>	<i>A, N, or A/N</i>	<i>Field Length (Min/Max)</i>	<i>Reject Code</i>	<i>Reason for Reject</i>	<i>Reject Definition</i>
<i>M</i>	<i>NIIN/Local Stock Number</i>	<i>A/N</i>	<i>5-9</i>	<i>DB</i>	<i>Erroneous Value if NIIN/LSN is Missing/Invalid</i>	<i>NIIN or LSN Missing/Invalid. Mandatory if DTID is used.</i>
<i>M</i>	<i>Unit of Issue</i>	<i>A</i>	<i>2</i>	<i>DC</i>	<i>Erroneous Value if Unit of Issue is Missing/Invalid</i>	<i>Unit of Issue Missing/Invalid. Mandatory if DTID is used.</i>
<i>M</i>	<i>Quantity</i>	<i>N</i>	<i>1-5</i>	<i>DD</i>	<i>Erroneous Value if Quantity is Missing/Invalid</i>	<i>Quantity Missing/Invalid. Mandatory if DTID is used.</i>
<i>M</i>	<i>Hazardous Waste/Material Code</i>	<i>A</i>	<i>1</i>	<i>DE</i>	<i>Erroneous Value if Hazardous Waste/Material Code is Missing/Invalid</i>	<i>Hazardous Waste/Material Code Missing, Mandatory if DTID is used. "W" for hazardous and non-regulated and "N" for all other property turn-ins to Disposition Services.</i>
<i>M</i>	<i>Unit Price</i>	<i>N</i>	<i>1-5</i>	<i>DF</i>	<i>Erroneous Value if Unit Price is Missing/Invalid</i>	<i>Unit Price Missing/Invalid, Mandatory if DTID is used.</i>
<i>M</i>	<i>Supply Condition Code</i>	<i>A</i>	<i>1</i>	<i>DG</i>	<i>Erroneous Value if Supply Condition Code Missing/Invalid</i>	<i>Supply Condition Code Missing/Invalid. Mandatory if DTID is used.</i>
<i>M</i>	<i>Demilitarization Code</i>	<i>A</i>	<i>1</i>	<i>DH</i>	<i>Erroneous Value if Demilitarization Code is Missing/Invalid</i>	<i>Demilitarization Code Missing/Invalid, Mandatory if DTID is used.</i>
<i>M</i>	<i>Contact Name</i>	<i>A</i>	<i>4-18</i>	<i>DI</i>	<i>Erroneous Value if Contact Name is Missing/Invalid</i>	<i>Contact Name Missing/Invalid, Mandatory if DTID is used.</i>

Table C16.T1. HM/HW DTID Reject Advice Codes, Reason for Reject, and Definitions

<i>M/O</i>	<i>Field Name</i>	<i>A, N, or A/N</i>	<i>Field Length (Min/Max)</i>	<i>Reject Code</i>	<i>Reason for Reject</i>	<i>Reject Definition</i>
<i>M</i>	<i>Contact Phone</i>	<i>A/N</i>	<i>4-21</i>	<i>DJ</i>	<i>Erroneous Value if Contact Phone is Missing/Invalid</i>	<i>Contact Phone Missing/Invalid. Mandatory if DTID is used.</i>
<i>M</i>	<i>Total Disposal Cost</i>	<i>N</i>	<i>4-5</i>	<i>DK</i>	<i>Erroneous Value if Total Disposal Cost is Missing/Invalid</i>	<i>Total Disposal Cost Missing/Invalid. Mandatory if DTID is used.</i>
<i>M</i>	<i>Fund Code</i>	<i>A/N</i>	<i>2</i>	<i>DL</i>	<i>Erroneous Value if Fund Code is Missing/Invalid</i>	<i>Fund Code Missing/Invalid. Mandatory if DTID is used.</i>
<i>M</i>	<i>Chemical Name</i>	<i>A</i>	<i>2-60</i>	<i>HH</i>	<i>Erroneous Value if Chemical Name is Missing/Invalid</i>	<i>Chemical Name is missing or invalid.</i>
<i>M</i>	<i>Chemical Concentration</i>	<i>A/N</i>	<i>1-30</i>	<i>HI</i>	<i>Erroneous Value if Chemical Concentration is Missing/Invalid</i>	<i>Chemical Concentration if missing or invalid.</i>
<i>M</i>	<i>Chemical Range</i>	<i>A/N</i>	<i>2-30</i>	<i>HJ</i>	<i>Erroneous Value if Chemical Range is Missing/Invalid</i>	<i>Chemical Range is missing or invalid.</i>
<i>M</i>	<i>Chemical Abstract (CAS) Number</i>	<i>A/N</i>	<i>2-11</i>	<i>HK</i>	<i>Erroneous Value if CAS Number is Missing/Invalid</i>	<i>CAS Number is missing or invalid.</i>
<i>CONTAINER NUMBER IS MANDATORY BELOW THIS LINE, BUT OTHER FIELDS ARE OPTIONAL. MULTIPLE ITERATIONS ARE ALLOWED BASED ON THE NUMBER OF CONTAINERS</i>						
<i>M</i>	<i>Container/Drum Number</i>	<i>A/N</i>	<i>4-15</i>	<i>HO</i>	<i>Erroneous Value if Container Number is Missing/Invalid</i>	<i>Container Number Missing. If Container is identified, there must be a container number. If there is no container, the code should be blank.</i>

Table C16.T1. HM/HW DTID Reject Advice Codes, Reason for Reject, and Definitions

<i>M/O</i>	<i>Field Name</i>	<i>A, N, or A/N</i>	<i>Field Length (Min/Max)</i>	<i>Reject Code</i>	<i>Reason for Reject</i>	<i>Reject Definition</i>
<i>O</i>	<i>Storage Location</i>	<i>A/N</i>	<i>0-16</i>		<i>Location item is Stored</i>	<i>Location within the building.</i>
<i>O</i>	<i>Container Weight/Volume</i>	<i>N</i>	<i>0-6</i>		<i>The Container Weight</i>	<i>The weight of the container.</i>
<i>O</i>	<i>Accumulation Start Date</i>	<i>N</i>	<i>8</i>		<i>Date Accumulation Begins</i>	<i>Date (CCYYMMDD)</i>

[Intervening text not shown]

C16.5.3. Receipt of Hazardous Material/Hazardous Waste and Processing Related Hazardous Waste Profile Sheet. Upon receipt by ***a*** DLA Disposition Services Field Office of the DLMS 841W HM/HW Profile Sheet from DAAS, the supporting system will parse the information into its database and store the individual HWPS records by HWPS reference number and DTID number. ***The DLA Disposition Services Field Office will validate HWPS records to check for missing or invalid data elements, and DSS will subsequently transmit a DLMS 824W to the generating activity to acknowledge acceptance or rejection of the HM/HW profile sheets. The DLMS 824W will contain a list of HWPS numbers processed successfully and HWPS numbers rejected. If one or more HM/HW profile sheets are rejected, the DLMS 824W will contain the rejected HWPS number and reject advice code. Generating activities will review the HWPS and correct the error(s), and then resubmit the corrected HM/HW profile sheet in a new DLMS 841W citing the original HWPS number. The DLA Disposition Services Field Office will maintain a history of changes for the HWPS.*** When HM/HW is turned in to the DLA Disposition Services field office, the system will search for a DLMS 527D Pre-positioned Materiel Receipt (PMR) to facilitate automated check-in. In the absence of a PMR, a search for the matching DLMS 856W shipment status will be conducted. Once the matching record is found, the system will use the DTID number or DTID number and suffix, and the HWPS reference number from the shipment status to pull the matching HWPS for the shipment to be receipted. If no electronic records are on file for the DTID number or DTID number and suffix, and the HWPS, the DLA Disposition Services Field Office personnel will be manually prompted to enter the information into their system based on the hard copy documentation accompanying the shipment. ***Table C16.T2. identifies the HWPS Reject Advice Codes.***

The following codes are used in defining record formats:

- ***Mandatory (M)***
- ***Optional (O)***
- ***Alpha (A)***
- ***Numeric (N)***
- ***Alpha/Numeric (A/N)***

Table C16.T2. HWPS Reject Advice Codes, Reason for Reject, and Definitions

<i>M/O</i>	<i>Field Name</i>	<i>A, N, or A/N</i>	<i>Field Length (Min/Max)</i>	<i>Reject Code</i>	<i>Reason for Reject</i>	<i>Rejection Definition</i>
<i>M</i>	<i>Waste Profile Number</i>	<i>A/N</i>	<i>5-20</i>	<i>HA</i>	<i>Erroneous Value if Waste Profile Number is Missing/Invalid</i>	<i>Waste Profile Sheet Number is missing or invalid.</i>
<i>M</i>	<i>Generator Name</i>	<i>A/N</i>	<i>2-30</i>	<i>HB</i>	<i>Erroneous Value if Generator Name is Missing/Invalid</i>	<i>Generator Name is missing or invalid.</i>
<i>M</i>	<i>Facility Address Line 1</i>	<i>A/N</i>	<i>3-30</i>	<i>HC</i>	<i>Erroneous Value if Facility Address is Missing/Invalid</i>	<i>Facility Address is missing or invalid.</i>
<i>M</i>	<i>Facility Address Line 3</i>	<i>A/N</i>	<i>2-30</i>	<i>HD</i>	<i>Erroneous Value if Facility City and State is Missing/Invalid</i>	<i>Facility City and State is missing or invalid.</i>
<i>M</i>	<i>Facility ZIP Code Line 4</i>	<i>A/N</i>	<i>5-10</i>	<i>HE</i>	<i>Erroneous Value if Facility Zip Code is Missing/Invalid</i>	<i>Facility Zip Code is missing or invalid.</i>
<i>M</i>	<i>Technical Contact</i>	<i>A/N</i>	<i>2-30</i>	<i>HF</i>	<i>Erroneous Value if Technical Contact is Missing/Invalid</i>	<i>Technical Contact is missing or invalid.</i>
<i>M</i>	<i>Technical Phone</i>	<i>A/N</i>	<i>4-21</i>	<i>HG</i>	<i>Erroneous Value if Technical Phone is Missing/Invalid</i>	<i>Technical Phone is missing or invalid.</i>
<i>DATA BELOW THIS LINE ARE OPTIONAL, BUT IF ONE FIELD IS POPULATED, ALL DATA IS REQUIRED. CAN HAVE MULTIPLE ITERATIONS BASED ON CHEMICAL COMPOSITION FOR HWPS</i>						
<i>M</i>	<i>Chemical Name</i>	<i>A</i>	<i>2-60</i>	<i>HH</i>	<i>Erroneous Value if Chemical Name is Missing/Invalid</i>	<i>Chemical Name is missing or invalid. Mandatory if Chemical Concentration, Chemical Range, and CAS Number are used.</i>
<i>M</i>	<i>Chemical Concentration</i>	<i>A/N</i>	<i>1-30</i>	<i>HI</i>	<i>Erroneous Value if Chemical Concentration is Missing/Invalid</i>	<i>Chemical Concentration is missing or invalid. Mandatory if Chemical Name, Chemical Range, and CAS Number are used.</i>

Table C16.T2. HWPS Reject Advice Codes, Reason for Reject, and Definitions

<i>M/O</i>	<i>Field Name</i>	<i>A, N, or A/N</i>	<i>Field Length (Min/Max)</i>	<i>Reject Code</i>	<i>Reason for Reject</i>	<i>Rejection Definition</i>
<i>M</i>	<i>Chemical Range</i>	<i>A/N</i>	<i>2-30</i>	<i>HJ</i>	<i>Erroneous Value if Chemical Range is Missing/Invalid</i>	<i>Chemical Range is missing or invalid. Mandatory if Chemical Name, Chemical Concentration, and CAS Number are used.</i>
<i>M</i>	<i>Chemical Abstract (CAS) Number</i>	<i>A/N</i>	<i>2-11</i>	<i>HK</i>	<i>Erroneous Value if CAS Number is Missing/Invalid</i>	<i>Chemical Abstract Service Number is missing or invalid. Mandatory if Chemical Name, Chemical Concentration, and Chemical Range are used.</i>
<i>DATA BELOW THIS LINE ARE NOT REQUIRED, BUT IF ONE FIELD IS POPULATED, ALL DATA ARE REQUIRED. CAN HAVE MULTIPLE ITERATIONS BASED ON EPA NUMBER FOR HWPS.</i>						
<i>M</i>	<i>EPA Hazardous Waste Number</i>	<i>A/N</i>	<i>4</i>	<i>HL</i>	<i>Erroneous Value if EPA Hazardous Waste Number is Missing/Invalid</i>	<i>EPA Hazardous Waste Number is missing or invalid. Must be NONE, but is mandatory if EPA Range and EPA Units are used.</i>
<i>M</i>	<i>Chemical Range</i>	<i>N</i>	<i>2-20</i>	<i>HM</i>	<i>Erroneous Value if Chemical Range is Missing/Invalid</i>	<i>Chemical Range of Concentration missing. Mandatory if Waste Number and EPA Units are used.</i>
<i>M</i>	<i>EPA Units</i>	<i>A/N</i>	<i>2-5</i>	<i>HN</i>	<i>Erroneous Value if EPA Units is Missing/Invalid</i>	<i>EPA Units missing. Mandatory if EPA Hazardous Waste Number or Range are used.</i>
<i>M</i>	<i>Container/Drum Number</i>	<i>A/N</i>	<i>4-15</i>	<i>HO</i>	<i>Erroneous Value if Container Number is Missing/Invalid</i>	<i>Container Number Missing. If container is identified, there must be a container number. If there is no container, the code must be blank.</i>

C16.5.4. DAAS Processing of the DLMS 824W DTID and HWPS Validation Transaction.

If the turn-in activity is not fully DLMS-compatible and cannot process the DLMS 824W, DAAS will transmit a DLMS 824R with Reject Advice Code DZ for 824W DTID rejection and HZ for 824W HWPS rejection to the DLA Disposition Services Field Office. In response to Reject Advice Codes DZ or HZ, the DLA Disposition Services Field Office will use alternative methods of communicating with the turn-in activity.⁸

⁸ Refer to ADC 1214

Enclosure 3

DLM 4000.25-2, AP2.8. Appendix 2.8 Updates

Add the D and H Series HM/HW DTID Reject Advice Codes shown in the table below to the existing AP2.8 list.

AP2.8. APPENDIX 2.8

REJECT ADVICE CODES

AP2.8.1. All A, B, D and H series reject advice codes not listed in this appendix are reserved for future use and are not to be used unless authorized and disseminated by the DoD MILSTRAP Administrator. All other series are reserved for intra-Component use.

NUMBER OF CHARACTERS:	Two
TYPE OF CODE:	Alphabetic
EXPLANATION:	Identifies to the originator of a transaction, the reason for rejection, and indicates return of the transaction for correction and resubmission. ¹
MILSTRAP RECORD POSITION:	79-80
DLMS SEGMENT/QUALIFIER:	LQ Segment, LQ01 Data Element ID 1270 Qualifier "ET – Reject Advice Code"

<u>CODE</u>	<u>EXPLANATION</u>
-------------	--------------------

Preceding codes not shown

DA	Rejected. FSC Missing/Invalid.
DB	Rejected. NIIN or LSN Missing/Invalid.
DC	Rejected. Unit of Issue Missing/Invalid.
DD	Rejected. Quantity Missing/Invalid.
DE	Rejected. Hazardous Waste/Material Code Missing/Invalid.
DF	Rejected. Unit Price Missing/Invalid.
DG	Rejected. Supply Condition Code Missing/Invalid.

¹ Codes in the A, B, D, and H, series not listed above are reserved for future use and are not to be used unless authorized and disseminated by the DoD MILSTRAP Administrator. Codes in the C through Z **All other** series are reserved for intra-Component use.

CODE EXPLANATION

- DH** **Rejected. Demil Code Missing/Invalid.**
- DI** **Rejected. Contact Name Missing/Invalid.**
- DJ** **Rejected. Contact Phone Missing/Invalid.**
- DK** **Rejected. Chemical Abstract Service Number is Missing/Invalid.**
- DL** **Rejected. Fund Code Missing/Invalid.**
- DZ** **Rejected. Turn-in activity cannot process DLMS-formatted transactions. DTID rejection must be communicated through alternative methods.**
- HA** **Rejected. Waste Profile Sheet Invalid or Missing/Invalid.**
- HB** **Rejected. Generator Name Missing/Invalid.**
- HC** **Rejected. Facility Address Missing/Invalid.**
- HD** **Rejected. Facility City and State Missing/Invalid.**
- HE** **Rejected. Facility Zip Code Missing/Invalid.**
- HF** **Rejected. Technical Contact Missing/Invalid.**
- HG** **Rejected. Technical Phone is Missing/Invalid.**
- HH** **Rejected. Chemical Name Missing/Invalid.**
- HI** **Rejected. Chemical Concentration is Missing/Invalid.**
- HJ** **Rejected. Chemical Range is Missing/Invalid.**
- HK** **Rejected. Chemical Abstract Service Number is Missing/Invalid.**
- HL** **Rejected. EPA HW Number Missing/Invalid.**
- HM** **Rejected. Range of Concentration Missing/Invalid.**
- HN** **Rejected. Unit of Issue Incorrect.**
- HO** **Rejected. Container Number Missing/Invalid.**
- HZ** **Rejected. Turn-in activity cannot process DLMS-formatted transactions. HWPS acknowledgment must be communicated through alternative methods.**

Enclosure 4

New DLMS 824W Implementation Convention

DLMS 824W

Disposal Turn-In Document and Hazardous Material/Hazardous Waste Profile Sheet Validation

824

Application Advice

Functional Group=AG

Purpose: This Draft Standard for Trial Use contains the format and establishes the data contents of the Application Advice Transaction Set (824) for use within the context of an Electronic Data Interchange (EDI) environment. The transaction set can be used to provide the ability to report the results of an application system's data content edits of transaction sets. The results of editing transaction sets can be reported at the functional group and transaction set level, in either coded or free-form format. It is designed to accommodate the business need of reporting the acceptance, rejection or acceptance with change of any transaction set. The Application Advice should not be used in place of a transaction set designed as a specific response to another transaction set (e.g., purchase order acknowledgment sent in response to a purchase order).

DLMS Note:

1. This 824W, Disposal Turn-In Document (DTID) and Hazardous Materiel/Hazardous Waste (HM/HW) Waste Profile Sheet (HWPS) Validation transaction is intended for use by DLA's Distribution Standard System to provide a notice of the acceptance or rejection of the DLMS 841W HM/HW Waste Profile (HWPS) and DLMS 856W HM/HW Shipment Status transactions.
 2. This entire DLMS Implementation Convention (IC) is considered an authorized DLMS enhancement authorized for implementation by modernized systems under DLMS migration. This transaction should be adopted during, or subsequent, to modernization when applicable to the Component's business process. Prior coordination with DLMSO is not required.
 3. Users operating under the Defense Logistics Management Standards (DLMS) must reference the Unit of Issue and Purchase Unit Conversion Table and the Transportation Mode of Shipment Conversion Table which can be found on the Defense Logistics Management Standards Program Office Web site at URL: <http://www.dla.mil/j-6/dlms>.
 4. This DLMS IC incorporates the Proposed DLMS Change and Approved DLMS Change (ADC) listed. PDC/ADCs are available from the Defense Logistics Management Standards Program Office Web site: <http://www.dla.mil/j-6/dlms/elibrary/Changes/processchanges.asp>.
- ADC 1214, New DLMS Implementation Convention (IC) 824W, Disposal Turn-In Document (DTID) and Hazardous Material/Hazardous Waste Profile Sheet (HWPS) Validation transaction, and Associated Procedures.

Heading:

Pos	Id	Segment Name	Req	Max Use	Repeat	Notes	Usage
0100	ST	Transaction Set Header	M	1			Must use
0200	BGN	Beginning Segment	M	1			Must use
LOOP ID - N1					≥1		
0300	N1	Name	O	1			Used
* 0400	N2	Additional Name Information	O	2			Not Used
* 0500	N3	Address Information	O	2			Not Used
* 0600	N4	Geographic Location	O	1			Not Used
* 0700	REF	Reference Identification	O	12			Not Used
* 0800	PER	Administrative Communications Contact	O	3			Not Used

Detail:

Pos	Id	Segment Name	Req	Max Use	Repeat	Notes	Usage
LOOP ID - OTI					≥1	N2/0100L	
0100	OTI	Original Transaction Identification	M	1		N2/0100	Must use
* 0200	REF	Reference Identification	O	12		N2/0200	Not Used
* 0300	DTM	Date/Time Reference	O	2		N2/0300	Not Used
* 0400	PER	Administrative Communications Contact	O	3		N2/0400	Not Used
* 0500	AMT	Monetary Amount	O	>1		N2/0500	Not Used
* 0600	QTY	Quantity	O	>1		N2/0600	Not Used
* 0650	NM1	Individual or Organizational Name	O	9		N2/0650	Not Used
* LOOP ID - TED					≥1		
0700	TED	Technical Error Description	O	1			Used
0800	NTE	Note/Special Instruction	O	100			Used
0820	RED	Related Data	O	100		N2/0820	Used
LOOP ID - LM					≥1	N2/0850L	

0850	LM	Code Source Information	O	1	N2/0850	Used
LOOP ID - LQ					100	
0860	LQ	Industry Code	M	1		Must use
* 0870	RED	Related Data	O	100	N2/0870	Not Used
0900	SE	Transaction Set Trailer	M	1		Must use

Notes:

- 2/0100L The OTI loop is intended to provide a unique identification of the transaction set that is the subject of this application acknowledgment.
- 2/0100 The OTI loop is intended to provide a unique identification of the transaction set that is the subject of this application acknowledgment.
- 2/0200 The REF segment allows for the provision of secondary reference identification or numbers required to uniquely identify the original transaction set. The primary reference identification or number should be provided in elements OTI02-03.
- 2/0300 The DTM segment allows for the provision of date, time, or date and time information required to uniquely identify the original transaction set.
- 2/0400 The PER segment should be utilized if administrative communications contact information is important to the unique identification of the original transaction set.
- 2/0500 The AMT segment should be utilized if monetary amount information is important to the unique identification of the original transaction set.
- 2/0600 The QTY segment should be utilized if quantity information is important to the unique identification of the original transaction set.
- 2/0650 The NM1 segment allows for the provision of entity identification information required to uniquely identify the original transaction set.
- 2/0820 The RED segment may be used to provide data related to the error condition specified in the associated TED01 element.
- 2/0850L The LM loop is used to identify industry-based or proprietary application error conditions.
- 2/0850 The LM loop is used to identify industry-based or proprietary application error conditions.
- 2/0870 The RED segment may be used to provide data related to the error condition specified in the associated LQ02 element.

ST

Transaction Set Header

Pos: 0100	Max: 1
Heading - Mandatory	
Loop: N/A	Elements: 3

User Option (Usage): Must use

Purpose: To indicate the start of a transaction set and to assign a control number

Semantics:

1. The transaction set identifier (ST01) is used by the translation routines of the interchange partners to select the appropriate transaction set definition (e.g., 810 selects the Invoice Transaction Set).
2. The implementation convention reference (ST03) is used by the translation routines of the interchange partners to select the appropriate implementation convention to match the transaction set definition.

Element Summary:

<u>Ref</u>	<u>Id</u>	<u>Element Name</u>	<u>Req</u>	<u>Type</u>	<u>Min/Max</u>	<u>Usage</u>	<u>Rep</u>
ST01	143	Transaction Set Identifier Code Description: Code uniquely identifying a Transaction Set	M	ID	3/3	Must use	1
		Code Name 824 Application Advice					
ST02	329	Transaction Set Control Number Description: Identifying control number that must be unique within the transaction set functional group assigned by the originator for a transaction set DLMS Note: Use to identify a unique number assigned by the originator of the transaction set. This number may be system generated.	M	AN	4/9	Must use	1
ST03	1705	Implementation Convention Reference Description: Reference assigned to identify Implementation Convention DLMS Note: Use to indicate this transmission uses the DLMS IC 824W. Enter the DLMS IC (e.g., 004030F824W0WA00).	O	AN	1/35	Used	1

BGN

Beginning Segment

Pos: 0200	Max: 1
Heading - Mandatory	
Loop: N/A	Elements: 6

User Option (Usage): Must use

Purpose: To indicate the beginning of a transaction set

Syntax Rules:

1. C0504 - If BGN05 is present, then BGN04 is required.

Semantics:

1. BGN02 is the transaction set reference number.
2. BGN03 is the transaction set date.
3. BGN04 is the transaction set time.
4. BGN05 is the transaction set time qualifier.
5. BGN06 is the transaction set reference number of a previously sent transaction affected by the current transaction.

Element Summary:

<u>Ref</u>	<u>Id</u>	<u>Element Name</u>	<u>Req</u>	<u>Type</u>	<u>Min/Max</u>	<u>Usage</u>	<u>Rep</u>
BGN01	353	Transaction Set Purpose Code	M	ID	2/2	Must use	1
Description: Code identifying purpose of transaction set							
		<u>Code</u>	<u>Name</u>				
		00	Original				
BGN02	127	Reference Identification	M	AN	1/50	Must use	1
Description: Reference information as defined for a particular Transaction Set or as specified by the Reference Identification Qualifier							
DLMS Note: Use to identify the unique reference number (document number) assigned to this DLMS 824W transaction, not the reference number (document number or waste profile number) identifying the transaction that is being rejected.							
BGN03	373	Date	M	DT	8/8	Must use	1
Description: Date expressed as CCYYMMDD where CC represents the first two digits of the calendar year							
DLMS Note: 1. Use to identify the date this 824W transaction was originated.							
2. DLMS users, this date corresponds to the Universal Time Coordinate (UTC).							
BGN04	337	Time	X	TM	4/8	Used	1
Description: Time expressed in 24-hour clock time as follows: HHMM, or HHMMSS, or HHMMSSD, or HHMMSSDD, where H = hours (00-23), M = minutes (00-59), S = integer seconds (00-59) and DD = decimal seconds; decimal seconds are expressed as follows: D = tenths (0-9) and DD = hundredths (00-99)							
DLMS Note: 1. Express the originating activity's time of transaction preparation in UTC.							
2. Express time in a four (HHMM) or six-							

position (HHMMSS) format with seconds optional.

BGN05	623	Time Code	O	ID	2/2	Used	1
-------	-----	------------------	---	----	-----	------	---

Description: Code identifying the time. In accordance with International Standards Organization standard 8601, time can be specified by a + or - and an indication in hours in relation to Universal Time Coordinate (UTC) time; since + is a restricted character, + and - are substituted by P and M in the codes that follow

<u>Code</u>	<u>Name</u>
UT	Universal Time Coordinate

BGN07	640	Transaction Type Code	O	ID	2/2	Used	1
-------	-----	------------------------------	---	----	-----	------	---

Description: Code specifying the type of transaction

<u>Code</u>	<u>Name</u>
ZG	Report of Approved Work Candidate

DLMS Note:
 Use to identify **HM/HW and DTID Content** Acceptance.

ZT	Report of Rejection or Return of Work Candidate
----	---

DLMS Note:
 Use to identify **HM/HW and DTID Content** Rejection.

N1

Name

Pos: 0300	Max: 1
Heading - Optional	
Loop: N1	Elements: 3

User Option (Usage): Used

Purpose: To identify a party by type of organization, name, and code

Syntax Rules:

1. R0203 - At least one of N102 or N103 is required.
2. P0304 - If either N103 or N104 is present, then the other is required.

Comments:

1. This segment, used alone, provides the most efficient method of providing organizational identification. To obtain this efficiency the "ID Code" (N104) must provide a key to the table maintained by the transaction processing party.
2. N105 and N106 further define the type of entity in N101.

Element Summary:

<u>Ref</u>	<u>Id</u>	<u>Element Name</u>	<u>Req</u>	<u>Type</u>	<u>Min/Max</u>	<u>Usage</u>	<u>Rep</u>
N101	98	Entity Identifier Code	M	ID	2/3	Must use	1
		Description: Code identifying an organizational entity, a physical location, property or an individual					
		Code	Name				
		FR	Message From				
		DLMS Note:					
		<i>Use to identify the DLA Disposition Services Field Office transmitting the DLMS 824W transaction.</i>					
		HZ	HM/HW Generator				
		DLMS Note:					
		<i>Use to identify the HM/HW Generator to whom the DLMS 824W transaction is being sent. The TO address is the originator of the HWPS or DTID transaction being referenced in 2/OTIU/0100.</i>					
N103	66	Identification Code Qualifier	X	ID	1/2	Used	1
		Description: Code designating the system/method of code structure used for Identification Code (67)					
		Code	Name				
		10	Department of Defense Activity Address Code (DODAAC)				
N104	67	Identification Code	X	AN	2/80	Used	1
		Description: Code identifying a party or other code					

OTI

Original Transaction Identification

Pos: 0100	Max: 1
Detail - Mandatory	
Loop: OTI	Elements: 3

User Option (Usage): Must use

Purpose: To identify the edited transaction set and the level at which the results of the edit are reported, and to indicate the accepted, rejected, or accepted-with-change edit result

Syntax Rules:

1. C0908 - If OTI09 is present, then OTI08 is required.

Semantics:

1. OTI03 is the primary reference identification or number used to uniquely identify the original transaction set.
2. OTI06 is the group date.
3. OTI07 is the group time.
4. If OTI11 is present, it will contain the version/release under which the original electronic transaction was translated by the receiver.
5. OTI12 is the purpose of the original transaction set, and is used to assist in its unique identification.
6. OTI13 is the type of the original transaction set, and is used to assist in its unique identification.
7. OTI14 is the application type of the original transaction set, and is used to assist in its unique identification.
8. OTI15 is the type of action indicated or requested by the original transaction set, and is used to assist in its unique identification.
9. OTI16 is the action requested by the original transaction set, and is used to assist in its unique identification.
10. OTI17 is the status reason of the original transaction set, and is used to assist in its unique identification.

Comments:

1. OTI02 contains the qualifier identifying the business transaction from the original business application, and OTI03 will contain the original business application identification.
2. If used, OTI04 through OTI08 will contain values from the original electronic functional group generated by the sender.
3. If used, OTI09 through OTI10 will contain values from the original electronic transaction set generated by the sender.

Element Summary:

<u>Ref</u>	<u>Id</u>	<u>Element Name</u>	<u>Req</u>	<u>Type</u>	<u>Min/Max</u>	<u>Usage</u>	<u>Rep</u>
OTI01	110	Application Acknowledgment Code	M	ID	1/2	Must use	1
		Description: Code indicating the application system edit results of the business data					
		Code	Name				
		IA	Item Accept				
		DLMS Note:					
		<i>Use to indicate acceptance of the document identified in OTI03.</i>					
		IR	Item Reject				
		DLMS Note:					
		<i>1. Use to indicate rejection of the document identified in OTI03.</i>					
		<i>2. Must provide at least one Reject Advice Code in 2/LQ/0860.</i>					
OTI02	128	Reference Identification Qualifier	M	ID	2/3	Must use	1
		Description: Code qualifying the Reference Identification					
		Code	Name				
		TN	Transaction Reference Number				
		DLMS Note:					
		<i>Use to identify the document number of the rejected HM/HW DTID</i>					
		WPN	Waste Profile Number				
		DLMS Note:					
		<i>1. Use to identify a Waste Profile Number on the rejected HWPS.</i>					
		<i>2. At this time a local code 'WPN' is established for use in the 856W, version 4030. A data</i>					

maintenance action has been submitted for establishment of "WPN – Waste Profile Sheet Number" in a future version.

OTI03	127	Reference Identification	M	AN	1/50	Must use	1
		Description: Reference information as defined for a particular Transaction Set or as specified by the Reference Identification Qualifier					

LM

Code Source Information

Pos: 0850	Max: 1
Detail - Optional	
Loop: LM	Elements: 1

User Option (Usage): Used

Purpose: To transmit standard code list identification information

Comments:

1. LM02 identifies the applicable industry code list source information.

DLMS Note:

Use the 2/LM/085 loop to identify coded information maintained in department or agency documentation.

Element Summary:

<u>Ref</u>	<u>Id</u>	<u>Element Name</u>	<u>Req</u>	<u>Type</u>	<u>Min/Max</u>	<u>Usage</u>	<u>Rep</u>
LM01	559	Agency Qualifier Code	M	ID	2/2	Must use	1

Description: Code identifying the agency assigning the code values

<u>Code</u>	<u>Name</u>
DF	Department of Defense (DoD)

LQ

Industry Code

Pos: 0860	Max: 1
Detail - Mandatory	
Loop: LQ	Elements: 2

User Option (Usage): Must use

Purpose: Code to transmit standard industry codes

Syntax Rules:

1. C0102 - If LQ01 is present, then LQ02 is required.

DLMS Note:

Use to identify rejection advice code(s) as appropriate.

Element Summary:

<u>Ref</u>	<u>Id</u>	<u>Element Name</u>	<u>Req</u>	<u>Type</u>	<u>Min/Max</u>	<u>Usage</u>	<u>Rep</u>
LQ01	1270	Code List Qualifier Code Description: Code identifying a specific industry code list	O	ID	1/3	Used	1
		Code ET		Name Reject Advice Code			
		DLMS Note: <i>Use to identify reason original transaction was rejected.</i>					
LQ02	1271	Industry Code Description: Code indicating a code from a specific industry code list	X	AN	1/30	Used	1

SE

Transaction Set Trailer

Pos: 0900	Max: 1
Detail - Mandatory	
Loop: N/A	Elements: 2

User Option (Usage): Must use

Purpose: To indicate the end of the transaction set and provide the count of the transmitted segments (including the beginning (ST) and ending (SE) segments)

Comments:

1. SE is the last segment of each transaction set.

Element Summary:

<u>Ref</u>	<u>Id</u>	<u>Element Name</u>	<u>Req</u>	<u>Type</u>	<u>Min/Max</u>	<u>Usage</u>	<u>Rep</u>
SE01	96	Number of Included Segments Description: Total number of segments included in a transaction set including ST and SE segments	M	N0	1/10	Must use	1
SE02	329	Transaction Set Control Number Description: Identifying control number that must be unique within the transaction set functional group assigned by the originator for a transaction set DLMS Note: <i>Cite the same number as the one cited in ST02.</i>	M	AN	4/9	Must use	1

Enclosure 5

DAAS MAPPING OF GENCOMM 5 TO DLMS 841W and 856W

(Last Update: 11/25/2015 12:32 PM)

PURPOSE: The below tables maps generator data for Waste Profile Sheets (WPS) and Disposal Turn-In Documents (DTID) from a flat file based on the GenComm 5.0 standard to the appropriate Defense Logistics Management Standard (DLMS) implementation convention (IC).

BACKGROUND: Currently, GenComm transactions can carry multiple WPS, multiple Disposal Turn-In Documents (DTID), or multiples of both. In 2011, to facilitate a quick DLMS capability, ADC 416 created a means to encapsulate GenComm WPS and DTID data into an X12 996 transaction set. ADC 422 also had DAAS extract DTID data from GenComm transactions to create a DLMS 856S transaction since a DTID mapping to the 856S had already been developed as part of the Reutilization Business Initiative (RBI) co-development into DLMS. To develop a more DLMS conformant solution, the goal is to define a mapping from GenComm flat file and XML file formats to generate a new DLMS IC 841W for WPS data and new 856W for HM/HW DTID data.

APPROACH: Based on the GenComm standard, the mapping will support one to many WPS (841W) and/or DTIDs (856W). Each WPS can have one to many records for chemical composition data, and one to many records for EPA waste number records. DTIDs may include a container record, an EPA waste code record, and/or a state waste code record.

I. Description of columns

A. Generic Data Element: A generic element name that may better clarify the intent of the data to be carried in the data element of the file format(s).

B. Min Length: The minimum number of characters/digits for a data element when included in any of the file formats. A value of "0" (zero) implies the element is optional. Any value 1 implies the element is required. Elements for the end of record indicator of the flat file format do not accept any characters/digits and so the minimum length is not applicable (N/A).

C. Max Length: The maximum number of characters/digits for a data element when included in any of the file format. A value of "V" identifies elements that do not have a set maximum length (i.e. variable length). Elements for the end of record indicator of the flat file format do not accept any characters/digits and so the maximum length is not applicable (N/A).

D. GenComm v5.0: Identifies the data element as defined in the "Generator Communications Interface Standard 5.0.0, dated April 17, 2008. Mappings should be aware of the following file formatting information extracted from the standard:

1) Fields will be delimited by the pipe symbol ("|") in the bar delimited files. However, there will not be a trailing pipe ("|").

2) Records will be delimited by the carriage return <CR>, technically stored as the carriage return line feed (LF) combination. This will be represented as End of Record Indicator in the record formats.

3) At the end of any record there are three options:

- a) Continue with the next record.
- b) Terminate the section or subsection with its trailer and start a new section or subsection.
- c) Terminate the section or subsection with its trailer and quit (End of file).

The flat file format includes explicit elements to indicate in the data file where record loops begin and end. Since looping can be inferred in the XML and EDI data files based on their defined structures, these header and trailer record indicators are unique to the flat file.

E. GenComm XSD: The XML schema follows from the GenComm v.5.0 flat file format, sans the header and trailer record indicators of the flat file format. The full element hierarchy is provided to ensure there is no confusion between instances of the same element in different parts of the schema.

F. DLMS: This column identifies the appropriate mapping to convey the data in the DLMS 841W or 856W. Mappings include qualifiers in other segment positions which provide the context needed to define the GenComm data content.

1) Mapping Nomenclature. The mapping column uses the following nomenclature to identify where in the 841W and 856W the data from the GenComm transaction is recommended to be mapped:

<Transaction Section>/<Segment ID><Segment Position>/<Transaction Position>

Transaction Section: X12 transaction sets can be divided into major sections; 1 = Header Section, 2 = Detail Section, and 3 = Summary Section. Header sections tend to identify the intent of the transaction and information common to rest of the detail data. Detail sections are the meat of the transaction, and often support many iterations for multiple records of the same type. Summary section are only used when the transaction would include tallies to sum up the details. The 841 does not have a summary section.

Segment ID: This is a two to three character identifier of a data segment that is part of the section of the transaction.

Transaction Position: This is a sequential number identifying where within the transaction section the segment is relative to other segments.

Segment Position: This is a sequential number identifying the position of an element within the segment.

2) Mapping Color Coding. Many mappings require the use of codes to qualify the data. Where the version 4030 of the X12 standard lacked an appropriate code value to use the map has included a recommended mapping that fit into one of three categories.

Migration Codes: When a good code is available in a more recent version of the X12 standard, it is possible to program the translator to recognize this code as if it were part of the 4030 version. The Defense Logistics Manual (DLM) 4000.25, Volume 1 defines the use of such codes as migration codes and explains the circumstances for using migration codes. There are four recommended migration codes in the mapping highlighted in green.

Local Codes: When there is no code available (even in current X12 standards) then a local code is recommended to be programmed as a valid code. When local codes are approved in DLMS changes, DLMSO submits the codes to X12 so that they will be included in a future release of the standard and become migration codes. There are five recommended local codes in the mapping highlighted in yellow.

Agency Codes: Some segments support the ability for identifying codes maintained outside the X12 standard. The mapping recommends a number of elements be qualified using codes managed by DLA Distribution Services. The suggested codes are highlighted in blue below.

G. Notes: Additional mapping and processing information for the element.

II. GenComm to DLMS 856W Mapping

#	Generic Data Elements	A,N or A/N	Min/Max	GenComm v5.0	GenComm XSD	856W	Notes
1.	Transaction Set Identifier	N	3/3			1/ST01/100 = 856	
2.	Transaction Set Control Number	A/N	4/9			1/ST02/100={Serial Number}	
3.	Implementation Convention Reference	A/N	1/35			1/ST03/100 = {DLMS IC Version Number}	Sample data: 004030F856W0 WP00
4.	Transaction Set Purpose Code	A/N	2/2			1/BSN01/0200 = 00 Or 1/BSN01/0200 = 77	
5.	Shipment Identification	A/N	2/30			1/BSN02/0200 = ZZ	
6.	Generator's File Transfer DoDAAC	A/N	6/6	DoDAAC	DRMO_FILE_GEN / GENCOMM_DO DA AC	2/HL01/0100 = 2/HL03/0100 = V 2/N101/2200 = HZ 2/N103/2200 = 10 2/N104/2200 = {Generator's DoDAAC} 2/N106/2200 = FR	
7.	Transaction Date	N	7/7	Date	DRMO_FILE_GEN / DATE	1/BSN03/0200 = {Transaction Date}	DAAS will need to convert CCYYJJJ in flat file to X12 standard format CCYYMMDD; all DLMS IC times/dates are in UTC.
8.	Transaction Time	N	4/4	Time	DRMO_FILE_GEN / TIME	1/BSN04/0200 = {Transaction Time}	Express time in HHMM; all DLMS IC times/dates are in UTC.
9.	Transaction Type Code	A/N	2/2			1/BSN06/0200 = AZ	

10.	Transaction File Format	A/N	4/5		DRMO_FILE_GEN/ GENCOMM_FILE_F	2/HL01/0100 = 2 2/HL03/0100 = W	
11.	DLA Disposition Services Filed Office RIC		3/4	DRMO RIC	DRMO_FILE_GEN / DRMO_RIC	2/HL01/0100 = 1 2/HL03/0100 = V 2/N101/2200 = ZD 2/N103/2200 = M4 2/N104/2200 = {Site ID} 2/N106/2200 = TO	Convert DLA Disposition Services Filed Office RIC + Suffix to Applicable DSS Site ID per latest version of cross reference included as Enclosure (4) of ADC 416. Recommend DSS be identified as the source, and will responsible for notifying DAAS of any updates to the table.
12.	Generator's Software Release Version Number		1/50	Form Version	DRMO_FILE_GEN / APPLICATION_VERSION	2/HL01/0100 = 2 2/HL03/0100 = W 1/REF01/1500 = V0 1/REF02/1500 = {Generator's Software Version Number}	X12 restricts this data field to a maximum of 50 characters. DAAS will truncate if necessary.
13.	Transaction Header Record End of Record Indicator			End of record indicator			
See Section II above for mapping of WPS records into DLMS 841W							
14.	DTID Section Header		12/12	DTID Section Header		2/HL01/0100 = 2 2/HL03/0100 = W	A literal of "beg_dtid_sect" Identifies the start of a DTID loop for the flat file format. Each DTID record triggers a new 856W transaction with identical mapping of the GenComm Header Record

							Since there is only one DTID per 856W, 2/HL03/0100 (Hierarchical ID) will always be "2" for the DTID record. DTIDs indicate they are child records of the HL loop which identifies the receiving DLA Disposition Services Field Office (i.e. "1").
15.	DTID Section Header End of Record Indicator			End of Record Indicator			
16.	Federal Supply Class		4/4	Federal Supply Class	DRMO_FILE_G EN / DTID_SECT / DTID_SECT_R EC / FSC	2/LIN02/0200 = FT 2/LIN03/0200 = {Federal Supply Class}	
17.	NIIN/Local Stock Number		9/9	NIIN/Local Stock Number	DRMO_FILE_G EN / DTID_SECT / DTID_SECT_R EC / NIIN	2/LIN04/0200 = FS 2/LIN05/0200 = {FSC+NIIN} or 2/LIN04/0200 = NN 2/LIN05/0200 = {NIIN} or 2/LIN04/0200 = SW 2/LIN05/0200 = {Local Stock Number} Or 2/LIN04/0200 = ZZ 2/LIN05/0200 = {Mutually Defined}	If the FSC field contains a valid four character value and the first position of the NIIN value equals "0", then LIN04=FS, else if first position equals '0', then LIN04=NN, else if first two positions equal "DS", then LIN04=SW, else, LIN04=ZZ to indicate that the value is not recognized as either a valid NIIN or Disposition Services LSN. NOTE: "NN" is not valid in X12 version 4030; it is an authorized X12 migration code.

18.	Additional Data		0/2	Additional Data	DRMO_FILE_GEN / DTID_SECT / DTID_SECT_REC / ADDITIONAL_DATA	2/LM01/3400 = DF 2/LQ01/3500 = GQ 2/LQ02/3500 = {Additional Data} Or 2/LM01/3400 = DF 2/LQ01/3500 = SMI 2/LQ02/3500 = {Additional Data}	Use GQ if Air Force. Use SMI if Navy.
19.	Document Number		14/15	Document Number	DRMO_FILE_GEN / DTID_SECT / DTID_SECT_REC / PMR_DTID_NO	2/REF01/1500 = TN 2/REF02/1500 = {Document Number} 2/REF04-01/1500 = W8 2/REF04-02/1500 = {Document Number Suffix}	This is the DTID. When present, the 15th character (a suffix) is mapped to 2/REF04-02/1500.
20.	Suffix Code		1/1	Suffix Code		2/REF04-01/1500 = W8 2/REF04-02/1500 = Suffix	Use to identify the suffix code, if applicable, associate to the document number (REF01=TN).
21.	Unit of Issue		2/2	Unit of Issue	DRMO_FILE_GEN / DTID_SECT / DTID_SECT_REC / ITM_UI	2/SN103/0300 = {UoM}	Convert to valid X12 codes per unit of issue conversion table.
22.	Issued Quantity		1/5	Quantity	DRMO_FILE_GEN / DTID_SECT / DTID_SECT_REC / PMR_QTY	2/SN102/0300 = {Quantity}	Express as a whole number with no decimals.
23.	Disposal Authority Code		0/1	Disposal Authority Cd	DRMO_FILE_GEN / DTID_SECT / DTID_SECT_REC / DSPSL_AUTH_CD	2/LQ01/3500 = 88 2/LQ02/3500 = {Disposal Authority Code}	Loop segment 2/LM01/3400 = DF if not already opened for another LQ mapped element.
24.	Hazardous Waste/Material Code		1/1	Hazardous Waste/Mat Code	DRMO_FILE_GEN / DTID_SECT / DTID_SECT_REC / DTID_HM_HW_CD	2/LQ01/3500 = DSI 2/LQ02/3500 = {Disposition Services Indicator}	Loop segment 2/LM01/3400 = DF if not already opened for another LQ mapped element. Map legacy field value to new DSI code values as

							follows: M=HM (Hazardous Material), W=HW (Hazardous Waste), N=US (Useable), S=SC (Scrap), and P=SS (Special Services). Refer to ADC 422 for establishment of HM/HW DSI codes. NOTE: "DSI" is not valid in X12 version 4030; it is an authorized X12 migration code;.
25.	Issue Unit Price		1/8	Unit Price	DRMO_FILE_GEN / DTID_SECT / DTID_SECT_REC / ITM_UP	2/REF01/1500 = PA 2/REF02/1500 = {Unit Price}	
26.	Item Nomenclature	A/N	2/60	Item Nomenclature	DRMO_FILE_GEN / DTID_SECT / DTID_SECT_REC / PMR_ITM_NAME	2/LIN06/0200 = CN 2/LIN07/0200 = {Item Nomenclature}	Use with LIN04 codes SW or ZZ when no NIIN is available.
27.	Supply Condition Code		1/1	Supply Condition Code	DRMO_FILE_GEN / DTID_SECT / DTID_SECT_REC / SPLY_COND_CD	2/LQ01/3500 = 83 2/LQ02/3500 = {Supply Condition Code}	Loop segment 2/LM01/3400 = DF if the not already opened for another LQ mapped element.
28.	Demilitarization Code		1/1	Demil Code	DRMO_FILE_GEN / DTID_SECT / DTID_SECT_REC / ITM_DEMIL_CD	2/LQ01/3500 = FD 2/LQ02/3500 = {Demilitarization Code}	Loop segment 2/LM01/3400 = DF if the not already opened for another LQ mapped element.
29.	Accumulation Start Date		0/7	Accumulation Start Date	DRMO_FILE_GEN / DTID_SECT / DTID_SECT_REC / ACCUM_START_DT	2/DTM01/2000 = 051 2/DTM02/2000 = {Accumulation Start Date}	DAAS will need to convert Julian date (YYYYDDD) to CCYYMMDD.

30.	Waste Profile Sheet Number	A/N	5/20	Waste Profile Sheet No	DRMO_FILE_GEN / DTID_SECT / DTID_SECT_REC / WST_PRFL_NO	2/REF01/1500 = WPN 2/REF02/1500 = {Waste Profile Sheet Number}	WPN is not a valid X12 Code – See note in the 824 IC, above.
31.	MSDS Number		0/15	MSDS Number	DRMO_FILE_GEN / DTID_SECT / DTID_SECT_REC / MSDS_NO	2/REF01/1500 = MS 2/REF02/1500 = {MSDS Number}	
32.	Receipt Manifest Number	A/N	0/17	Receipt Manifest Number	DRMO_FILE_GEN / DTID_SECT / DTID_SECT_REC / REC_MNFST_NO	2/REF01/1500 = MDN 2/REF02/1500 = {Receipt Manifest Number}	
33.	Type of Container	A/N	0/60	Type of Container	DRMO_FILE_GEN / DTID_SECT / DTID_SECT_REC / CNTNR_DESCR	2/PKG01/1000 = F 2/PKG02/1000 = CB 2/PKG05/1000 = {Type of Container}	This is a free form field that includes a narrative of the container type and its volume (e.g., 55 gallon drum)
34.	Disposal Total Weight/Volume	N	0/6	Total Wt/Vol	DRMO_FILE_GEN / DTID_SECT / DTID_SECT_REC / TOT_WT_OR_VOL	2/MEA01/0800 = WA 2/MEA02/0800 = VWT 2/MEA03/0800 = {Total Weight/Volume}	
35.	Disposal Total Weight/Volume Unit		0/1	Total Wt/Vol Code	DRMO_FILE_GEN / DTID_SECT / DTID_SECT_REC / WT_OR_VOL_CD	2/MEA04/0800 = {UoM}	Convert to X12 UoM values (GENCOMM > X12): P > LB T > NS; G > GA; Y > CY; K > KG; M > MP; L > LT; C > CR
36.	Organization Code		0/6	Org Code	DRMO_FILE_GEN / DTID_SECT / DTID_SECT_REC / ORG_CD	2/N101/2200 = PW 2/N102/2200 = {Organization Code}	This represents the shop (e.g., motor pool, paint shop) that generated the waste for turn-in.
37.	Building		0/6	Building	DRMO_FILE_GEN / DTID_SECT / DTID_SECT_REC /	2/N301/2200 = {Building}	Use with N101 = PW. This represents the Receipt in Place building number

					STG_LOC_CD		of the Pickup DoDAAC.
38.	Type Operation	A/N	0/60	Type Operation	DRMO_FILE_G EN / DTID_SECT / DTID_SECT_R EC / TYPOP	2/N201/2200 = {Type Operation}	Use with N101 = PW 3 position code or equivalent narrative. Source is RCRA Bi- Annual Report (US EPA Instruction 3700.13).
39.	Contact Name		4/18	Contact Name	DRMO_FILE_G EN / DTID_SECT / DTID_SECT_R EC / POC	2/PER01/1510 = IC 2/PER02/1510 = {Contact Name}	
40.	Contact Phone		4/21	Contact Phone	DRMO_FILE_G EN / DTID_SECT / DTID_SECT_R EC / POC_TFONE	2/PER03/1510 = TE 2/PER04/1510 = {Contact Phone}	
41.	Waste Description Line 1		0/60	Waste Description line 1	DRMO_FILE_G EN / DTID_SECT / DTID_SECT_R EC / HAZ_DESCR_1	2/PID01/0700 = X 2/PID03/0700 = DL 2/PID04/0700 = WDL1 2/PID05/070 0 = {Waste Description Line 1}	
42.	Waste Description Line 2		0/60	Waste Description line 2	DRMO_FILE_G EN / DTID_SECT / DTID_SECT_R EC / HAZ_DESCR_2	2/PID01/0700 = X 2/PID03/0700 = DL 2/PID04/0700 = WDL2 2/PID05/070 0 = {Waste Description Line 1}	
43.	Waste Description Line 3		0/60	Waste Description line 3	DRMO_FILE_G EN / DTID_SECT / DTID_SECT_R EC / HAZ_DESCR_3	2/PID01/0700 = X 2/PID03/0700 = DL 2/PID04/0700 = WDL3 2/PID05/070 0 = {Waste Description Line 1}	
44.	Waste Description Line 4		0/60	Waste Description line 4	DRMO_FILE_G EN / DTID_SECT / DTID_SECT_R EC / HAZ_DESCR_4	2/PID01/0700 = X 2/PID03/0700 = DL 2/PID04/0700 = WDL4 2/PID05/070 0 = {Waste Description Line 1}	

45.	Contract Number	A/N	0/13	Contract Number	DRMO_FILE_GEN / DTID_SECT / DTID_SECT_REC / CONTR_NO	2/REF01/1500 = CT 2/REF02/1500 = {Contract Number}	
46.	HIN		6/6	HIN	DRMO_FILE_GEN / DTID_SECT / DTID_SECT_REC / HIN	2/REF01/1500 = C7 2/REF02/1500 = {CLIN/HIN}	
47.	Total Disposal Cost	N2	4/8	Total Disposal Cost	DRMO_FILE_GEN / DTID_SECT / DTID_SECT_REC / TOTAL_DISP_COST	2/SAC01/3200 = C 2/SAC03/3200 = DL 2/SAC04/3200 = TDC 2/SAC05/3200 = {Total Disposal Cost}	In X12, this is a datatype N2, which means last two positions of the value are understood to be cents.
48.	Fund Code		2/2	Fund Code	DRMO_FILE_GEN / DTID_SECT / DTID_SECT_REC / FD_CD	2/REF01/1500 = FU 2/REF02/1500 = {Fund Code}	
49.	Bill to DoDAAC		0/6	Bill to DoDAAC	DRMO_FILE_GEN / DTID_SECT / DTID_SECT_REC / BILL_TO_DODAAC	2/N101/2200 = BT 2/N103/2200 = 10 2/N104/2200 = {Bill to DoDAAC}	
50.	Pickup DoDAAC		0/6	Pickup DoDAAC	DRMO_FILE_GEN / DTID_SECT / DTID_SECT_REC / PICKUP_DODAAC	2/N103/2200 = 10 2/N104/2200 = {Pickup DoDAAC}	Use with N101 = PW
51.	Number of Containers		0/4	Number of Containers	DRMO_FILE_GEN / DTID_SECT / DTID_SECT_REC / NUM_CNTRS	2/MEA01/0800 = CT 2/MEA03/0800 = {Number of Containers}	
52.	Media and Status Code		1/1			2/LQ01/3500 = DF 2/LQ02/3500 = 0	Loop segment 2/LM01/3400="DF" if not already opened for another LQ mapped element.
53.	DTID Record End of Record Indicator			End of Record Indicator			

54.	DTID Container Subsection Header		13/13	Container Subsection Header		2/HL01/0100 = {Hierarchical ID} 2/HL02/0100 = 2 2/HL03/0100 = CN	<p>A literal of "beg_cont_sect" . Identifies the start of a DTID container record loop within a DTID record loop for the flat file format.</p> <p>Since there is only one DTID per 856W, when there are DTID Container Subsection records each will be mapped to a child HL loop pointing to the parent DTID HL loop. (i.e. HL02 = "2").</p>
55.	DTID Container Subsection Header End of Record Indicator			End of Record Indicator			
56.	Document Number		14 45	Document Number	DRMO_FILE_GEN / DTID_SECT / DTID_SECT_REC / CONT_SECT / CONT_ROW / PMR_DTID_NO		<p>This is the DTID used by GenComm files to match DTID subsections to the parent DTID record. The hierarchical nesting of the records in the 856W negates the need to repeat the entry in this HL loop and risk a mismatch error being sent to the receiving application; however, DAAS will confirm the DTID of the DTID Container Subsection matches the DTID of the parent DTID Section (See row #19 above).</p>

57.	Container Number	A/N	1/15	Container Number	DRMO_FILE_G EN / DTID_SECT / DTID_SECT_R EC / CONT_SECT / CONT_ROW / CNTNR_NO	2/REF01/1500 = 98 2/REF02/1500 = {Container Number}	
58.	Storage Location Code		0/16	Storage Location Code	DRMO_FILE_G EN / DTID_SECT / DTID_SECT_R EC / CONT_SECT / CONT_ROW / CNTNR_STG_L OC _CD	2/REF01/1500 = M1 2/REF02/1500 = {Storage Location Code}	
59.	Container Weight/Volume		0/6	Container WT/VOL	DRMO_FILE_G EN / DTID_SECT / DTID_SECT_R EC / CONT_SECT / CONT_ROW / CNTNR_WT_O R_V OL	2/MEA01/0800 = WT 2/MEA02/0800 = VWT 2/MEA03/0800 = {Container Weight/Volume}	
60.	Accumulation Start Date		0/7	Accumulation Start Date	DRMO_FILE_G EN / DTID_SECT / DTID_SECT_R EC / CONT_SECT / CONT_ROW / CNTNR_ACUM ST ART_DT	2/DTM01/2000 = 051 2/DTM02/2000 = {Accumulation Start Date}	DAAS will need to convert Julian date (YYYYDDD) to CCYYMMDD.
61.	DTID Container Record End of Record Indicator			End of Record Indicator			
62.	DTID Container Subsection Trailer		13/13	Container Subsection Trailer			A literal of "end_cont_sect" . Identifies the end of a DTID container record loop within a DTID record loop for the flat file format.
63.	DTID Container Subsection Trailer End of Record Indicator			End of Record Indicator			

64.	DTID EPA Waste Code Subsection Header		16/16	EPA Waste Code Subsection Header		2/HL01/0100 = {Hierarchical ID} 2/HL02/0100 = 2 2/HL03/0100 = HE	<p>A literal of "beg_dtidepa_sect". Identifies the start of a DTID EPA waste code record loop within a DTID record loop for the flat file format.</p> <p>Since there is only one DTID per 856W, when there are DTID EPA Waste Code Subsection records each will be mapped to a child HL loop pointing to the parent DTID HL loop. (i.e. HL02 = "2").</p>
65.	DTID EPA Waste Code Subsection Header End of Record Indicator			End of Record Indicator			
66.	Document Number		14/15	Document Number	DRMO_FILE_GEN / DTID_SECT / DTID_SECT_REC / DTIDEPA_SECT / DTIDEPA_ROW / PMR_DTID_NO		This is the DTID used by GenComm files to match DTID subsections to the parent DTID record. The hierarchical nesting of the records in the 856W negates the need to repeat the entry in this HL loop and risk a mismatch error being sent to the receiving application; however, DAAS will confirm the DTID of the DTID Container Subsection matches the

							DTID of the parent DTID Section (See row #20 above).
67.	DTID EPA Waste Codes		4/4	DTID EPA Waste Codes	DRMO_FILE_G EN / DTID_SECT / DTID_SECT_RE C / DTIDEPA_SEC T / DTIDEPA_ROW /EPA_CD	2/REF01/1500 = CAL 2/REF02/1500 = {DTID EPA Waste Codes}	
69.	DTID EPA Waste Code Subsection Trailer		16/16	EPA Waste Code Subsection Trailer			A literal of "end_dtidepa_sect ". Identifies the end of a DTID EPA waste code record loop within a DTID record loop for the flat file format.
70.	DTID EPA Waste Code Subsection Trailer End of Record Indicator			End of Record Indicator			
71.	DTID State Waste Code Subsection Header		16/16	State Waste Code Subsection Header		2/HL01/0100 = {Hierarchical ID} 2/HL02/0100 = 2 2/HL03/0100 = ST	A literal of "beg_dtidsta_sect ". Identifies the start of a DTID state waste code record loop within a DTID record loop for the flat file format. Since there is only one DTID per 856W, when there are DTID State Waste Code Subsection records each will be mapped to a child HL loop pointing to the parent DTID HL loop. (i.e. HL02 = "2").

72.	DTID State Waste Code Subsection Header End of Record Indicator			End of Record Indicator			
73.	Document Number		14/15	Document Number	DRMO_FILE_GEN / DTID_SECT / DTID_SECT_REC / DTIDSTA_SECTION / DTIDSTA_ROW / PMR_DTID_NO		This is the DTID used by GenComm files to match DTID subsections to the parent DTID record. The hierarchical nesting of the records in the 856W negates the need to repeat the entry in this HL loop and risk a mismatch error being sent to the receiving application; however, DAAS will confirm the DTID of the DTID Container Subsection matches the DTID of the parent DTID Section (See row #20 above).
74.	DTID State Waste Codes		4/10	DTID State Waste Codes	DRMO_FILE_GEN / DTID_SECT / DTID_SECT_REC / DTIDSTA_SECTION / DTIDSTA_ROW / STATE_NR	2/REF01/1500 = CAN 2/REF02/1500 = {DTID State Waste Codes}	
75.	DTID State Waste Code Record End of Record Indicator			End of Record Indicator			
76.	DTID State Waste Code Subsection Trailer		16/16	State Waste Code Subsection Trailer			A literal of "end_dtidsta_sect". Identifies the end of a DTID state waste code record loop within a DTID

							record loop for the flat file format.
77.	DTID State Waste Code Subsection Trailer End of Record Indicator			End of Record Indicator			
78.	DTID Section Trailer		13/13	DTID Section Trailer			A literal of "end_dtid_sect". Identifies the end of a DTID record loop for the flat file format.
79.	DTID Section Trailer End of Record Indicator			End of Record Indicator			
80.	Transaction Included Segment Count		1/10			3/SE01/0200={# of segments}	
81.	Transaction Control Trailer		4/9			3/SE02/0200={serial number}	